

Fair Hill staff in partnership with our parents to provide enriching experiences for our children.

Check settling in times for first month of term on separate sheet

School day	8:55 am – 1.50 pm
Break	10:40 am – 10:55 am
Lunch	12:15 pm – 12.50 pm



School meal £2.10 per day

School milk 21p daily

Fruit Break £6.00 per month

(Paid at the beginning of each week for meals and at the beginning of each month for milk and fruit)

How can I make my child's first days at school happy?

Before your child enters primary school they may have had opportunities to attend play school or a nursery school. There they will have gained lots of experiences interacting with other children; these are important skills, which help your child to settle in quickly. If your child has not attended any pre-school provision try to provide opportunities for your child to play with other children, preferably of their own age.

Opportunities to share toys, books and games with other children are important. If you have difficulty in finding opportunities for your child to meet with other children then you can help by playing games with them. Allowing them time to talk about the rights and wrongs in the game and the importance of being fair and sharing when playing with others. An important aspect of play is tidying up. Encourage your child to tidy up after play, to put things in the correct place.

A place for everything and everything in its place.

I Took His Hand and Followed

My dishes went unwashed today
I didn't make my bed
I took his hand and followed
Where his eager footsteps led

Oh yes, we went adventuring
My little child and I
Exploring all the great outdoors
Beneath the sun and sky

We watched a Robin feed her young
We climbed a sunlit hill
Saw a cloud-sheep scamper through the sky
We plucked a daffodil

That my house was so neglected
That I didn't brush the stairs
In 20 years no-one on earth
Will know or even care.


But that I've helped my little child
To noble adulthood grow
In 20 years the whole wide world
May look and see and know.
Author Unknown

The acquisition of skills is an important part of a child's education and development.

By giving your child the opportunity to develop their skills you are giving them the opportunity to develop. They will learn from their mistakes and will build on their skills to become confident young people.

What skills would be helpful for your child to have acquired before entering school?

- To know that it is important to wash his or her hands after going to the toilet and before eating.
- To wash his or her hands and dry them.
- To use a knife and fork especially if your child is having a school dinner.
- To eat a snack in 10-15 minutes.



Please remember we operate a healthy eating programme so try to provide a healthy snack (in the form of fruit) for your child. Fizzy drinks are not permitted in school. Please do not send nuts or food containing nuts to school with your child as some children may be allergic to nuts.

- To take off his/her coat, gloves, hat and be able to hang them up
- To be able to recognise his/ her belongings
- To be able to put on his/ her coat, gloves and hat
- To share toys and be prepared to take turns
- To tidy up and clear items away after use
- To listen to others and share their ideas
- To be able to talk about pictures and things that they see
- To chat about the things they like to do

Children come to primary school with many different skills, some more than others and parents often ask what should my

child be able to do or know before he/she comes to school.

Remember every child is different and thus develops at a different rate. Don't measure your child against another child. By doing this your child may feel they are a disappointment and their confidence and self-esteem will be damaged. **Take time to appreciate your child as an individual.**

At an early age children learn best through play and by exploring the world around them. Take opportunities to develop your child's knowledge of


- Colour, shape, size,
- Names of everyday objects
- How many?
- Number rhymes
- Nursery rhymes



Spend time sharing books with your child, at the beginning picture books where you may tell your own story from the pictures and your child may be given the opportunity to make up his/her story from the pictures. This is an important part of language development.

Read books to your child and show him/her how to read by following the words with your finger and moving your finger from line to line.

When you are out shopping point out various important words e.g. entrance, exit, shop, toilet, bus stop, wait and the symbols that are used in different places.



for travel on an alternative bus as a refusal often causes offence. Neither the teacher nor the bus driver may give this permission.

If you need to telephone the school please try to do so before 3pm as Mrs. McNeill is not available to answer your calls after this time and Mr. Brown may be teaching. We understand there may be occasions when emergencies arise and you may need to telephone after 1pm but we ask that this be kept to a minimum.

Throughout the year you will be invited to various events and meetings, please try to attend. These are important opportunities to meet with other parents and members of staff and to foster good relationships.

The Parents' Support Group is an important association who meet together to plan and carry out various functions. They plan an important role in school life and your support would be valued and appreciated. All parents are welcome at these meetings so please take time come along and share your ideas and skills.



this wallet so it is important that you check it carefully each afternoon. When your child begins to read it will also be used to hold the reading book and a record of homework.

Please ensure your child brings this wallet to school every day. (wallets can be purchased from office for 75p)

Children will change for PE lessons. You may purchase a PE bag from the school in which their PE clothes may be kept. These bags cost £3.00. PE clothes will be sent home to be laundered at the end of each half term. Please return them to school immediately after half term.

Children are taught to undress for PE and to fold their clothes in a neat pile. You can help at home to encourage them to complete this activity as independently as possible. Every little piece of independence is a help.

Absences

If your child is absent from school a note is required explaining the reason for the absence. This should be brought on the day of return to school. Try to keep dental appointments during school hours to a minimum, as absence from class for even a short period can be disruptive. We do understand that there may be important occasions when your child may have to leave school early and we trust you will not abuse this.

If changes are made to transport arrangements please inform the class teacher in the form of a note which should be placed in the zip wallet. Remember if your child has a pass to travel on a bus, it is for that bus only. Children are not insured to travel on any other bus. Bus drivers have been told by the SELB not to carry unauthorized passengers, please do not ask

Children learn by looking at what is going on around them.

- By listening to what is being said
- By talking things through
- By being shown how to take turns, share, be courteous and encouraging
- By being complimented when they do the right thing

Sometimes children's learning by doing can lead to damage or extra work for parents, so try to set boundaries for your child. Remember discipline is guidance not punishment. It arises out of love; it is not helpful to discipline your child when you are angry.

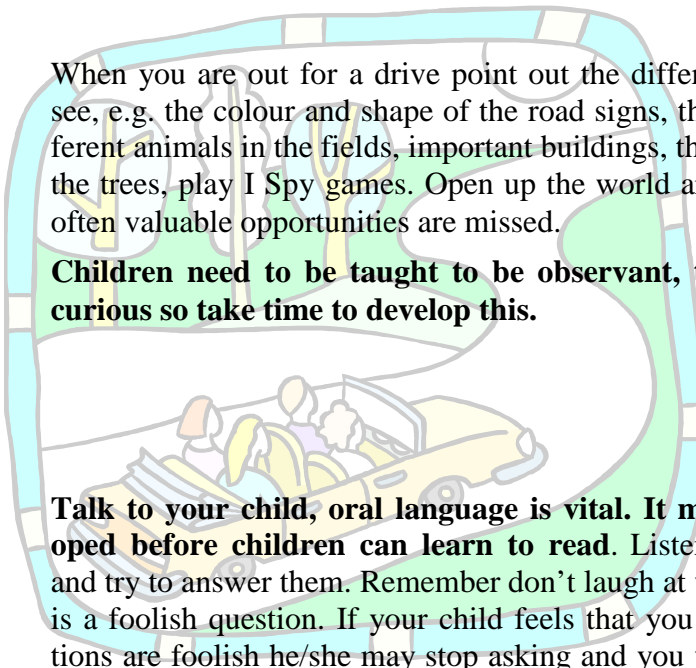
Discipline needs to be consistent; both parents should give the same messages and support each other.

Skills of sharing

It would be much easier to do things yourself. To avoid the grumbles the arguments and the reminders. The calling back to do it again... and again... and again until it is right.

It would be so much quicker to do it yourself, to avoid having to stop, to show how things work, where the tools are, what the recipe means.

There would be fewer mistakes, less breakages and fewer squabbles about whose turn it is. But there would also be no new skills acquired for the future, no satisfaction in a job well done, and no sense of sharing, caring and being involved.



When you are out for a drive point out the different things that you see, e.g. the colour and shape of the road signs, the names of the different animals in the fields, important buildings, the names of some of the trees, play I Spy games. Open up the world around your child as often valuable opportunities are missed.

Children need to be taught to be observant, they are naturally curious so take time to develop this.

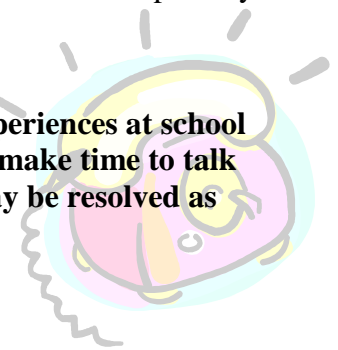
Talk to your child, oral language is vital. It must be well developed before children can learn to read. Listen to their questions and try to answer them. Remember don't laugh at what you may think is a foolish question. If your child feels that you think his/her questions are foolish he/she may stop asking and you will have prevented valuable learning taking place.

When your child begins to use a pencil please ensure that he/she holds the pencil properly and encourage correct formation of letters from the beginning. It is difficult for the teacher to change bad habits that are already well formed.

Get involved in what your child is doing and keep this up throughout your child's life at school. Take time to talk to him/her, not to quiz, about the important events in his/her day and share his/her experiences. A child needs a listening ear.

We are here to ensure your child makes the transition to primary school as easy as possible.

If you have any concerns about your child's experiences at school please do not hesitate to contact us and we will make time to talk to you or meet with you so that the problem may be resolved as quickly as possible.



Don't let problems fester, they are best dealt with as quickly as possible before your child becomes upset.

Some problems you can help to alleviate

Make sure your child arrives by 8.55am. Children do not like to arrive late when others in the class have settled. Remember if you bring your child to school by car please let your child off in the grounds at the footpath along the bottom area or along the top outside the assembly area. Do not let him/her out on the slope to walk between the parked cars. This is dangerous and must not be encouraged; we are trying to develop safe habits in children.

All monies should be brought to school on a Monday, in a clearly marked envelope. Please try to ensure you have the correct change, as the clerical assistant's time is limited. Money wallets are available from the office at a cost of £2.00.

You will receive a set of menus, which will be used throughout the year. Keep these somewhere safe and use them to select the days on which your child may wish to take a school meal. Children can select to take meals on various days throughout the week, however we would prefer that you let the school know on Mondays which days these will be. There may be times during the week when you wish your child to have a meal, which has not been paid for on the Monday. By all means send the money in and a note explaining what it is for.

We ask that you provide a plastic zipped or buttoned wallet, (available from the office) 2 x 40g Pritt Sticks and a box of tissues for your child. The plastic wallet is an important item, as it will be used to hold a little notebook in which various important messages will be written. School letters will also be put into

